


SUMMARY OF APPROVED BUDGET, UTILIZATIONS, DISBURSEMENTS AND BALANCES BY OBJECT OF EXPENDITURES
As of the Quarter Ending March 31, 2017

Department : Other Executive Offices
 Agency : Technical Education and Skills Development Authority
 Operating Unit : Central Office
 Organization Code (UACS) : 260410100000
 Fund Cluster : 06 - Business Type Income
 Report Status : ALL

Particulars	UACS CODE	Approved Budget			Budget Utilization					Disbursements					Balances			
		Approved Budgeted Revenue	Adjustments (Additions, Reductions, Realignment)	Adjusted Budgeted Revenue	1st Quarter Ending March 31	2nd Quarter Ending June 30	3rd Quarter Ending Sept. 30	4th Quarter Ending Dec. 31	Total	1st Quarter Ending March 31	2nd Quarter Ending June 30	3rd Quarter Ending Sept. 30	4th Quarter Ending Dec. 31	Total	Unutilized Budget	Unpaid Utilizations		
																Due and Demandable / Accounts Payable	Not Yet Due and Demandable	
1	2	3	4	5=[3+(-)4]	6	7	8	9	10=(6+7+8+9)	11	12	13	14	15=(11+12+13+14)	16=(5-10)	17	18	
Maintenance and Other Operating Expenses		19,122,250		19,122,250	4,651,372.39					4,651,372.39	4,651,372.39				4,651,372.39	(9,819,505.22)		
Training and Scholarship Expenses	5020200000	100,000		100,000	1,500					1,500	1,500				1,500	(97,000)		
Training Expenses	5020201000	100,000		100,000	1,500					1,500	1,500				1,500	(97,000)		
Training Expenses	5020201002	100,000		100,000	1,500					1,500	1,500				1,500	(97,000)		
Other Executive Offices	260000000000	100,000		100,000	1,500					1,500	1,500				1,500	(97,000)		
Technical Education and Skills Development Authority	260410000000	100,000		100,000	1,500					1,500	1,500				1,500	(97,000)		
National Capital Region (NCR)		100,000		100,000	1,500					1,500	1,500				1,500	(97,000)		
Central Office	260410100000	100,000		100,000	1,500					1,500	1,500				1,500	(97,000)		
Supplies and Materials Expenses	5020300000	12,420,000		12,420,000	3,189,110.35					3,189,110.35	3,189,110.35				3,189,110.35	(6,041,779.3)		
Accountable Forms Expenses	5020302000	10,000,000		10,000,000	2,940,000					2,940,000	2,940,000				2,940,000	(4,120,000)		
Accountable Forms Expenses	5020302000	10,000,000		10,000,000	2,940,000					2,940,000	2,940,000				2,940,000	(4,120,000)		
Other Executive Offices	260000000000	10,000,000		10,000,000	2,940,000					2,940,000	2,940,000				2,940,000	(4,120,000)		
Technical Education and Skills Development Authority	260410000000	10,000,000		10,000,000	2,940,000					2,940,000	2,940,000				2,940,000	(4,120,000)		
National Capital Region (NCR)		10,000,000		10,000,000	2,940,000					2,940,000	2,940,000				2,940,000	(4,120,000)		
Central Office	260410100000	10,000,000		10,000,000	2,940,000					2,940,000	2,940,000				2,940,000	(4,120,000)		
Fuel, Oil and Lubricants Expenses	5020309000	20,000		20,000	2,000					2,000	2,000				2,000	(16,000)		
Fuel, Oil and Lubricants Expenses	5020309000	20,000		20,000	2,000					2,000	2,000				2,000	(16,000)		
Other Executive Offices	260000000000	20,000		20,000	2,000					2,000	2,000				2,000	(16,000)		
Technical Education and Skills Development Authority	260410000000	20,000		20,000	2,000					2,000	2,000				2,000	(16,000)		
National Capital Region (NCR)		20,000		20,000	2,000					2,000	2,000				2,000	(16,000)		
Central Office	260410100000	20,000		20,000	2,000					2,000	2,000				2,000	(16,000)		
Other Supplies and Materials Expenses	5020399000	2,400,000		2,400,000	247,110.35					247,110.35	247,110.35				247,110.35	(1,905,779.3)		
Other Supplies and Materials Expenses	5020399000	2,400,000		2,400,000	247,110.35					247,110.35	247,110.35				247,110.35	(1,905,779.3)		
Other Executive Offices	260000000000	2,400,000		2,400,000	247,110.35					247,110.35	247,110.35				247,110.35	(1,905,779.3)		
Technical Education and Skills Development Authority	260410000000	2,400,000		2,400,000	247,110.35					247,110.35	247,110.35				247,110.35	(1,905,779.3)		
National Capital Region (NCR)		2,400,000		2,400,000	247,110.35					247,110.35	247,110.35				247,110.35	(1,905,779.3)		
Central Office	260410100000	2,400,000		2,400,000	247,110.35					247,110.35	247,110.35				247,110.35	(1,905,779.3)		
Utility Expenses	5020400000	3,550,000		3,550,000	906,978.4					906,978.4	906,978.4				906,978.4	(1,736,043.2)		
Water Expenses	5020401000	50,000		50,000	8,860.78					8,860.78	8,860.78				8,860.78	(32,278.44)		
Water Expenses	5020401000	50,000		50,000	8,860.78					8,860.78	8,860.78				8,860.78	(32,278.44)		
Other Executive Offices	260000000000	50,000		50,000	8,860.78					8,860.78	8,860.78				8,860.78	(32,278.44)		


Particulars	UACS CODE	Approved Budget			Budget Utilization					Disbursements					Balances		
		Approved Budgeted Revenue	Adjustments (Additions, Reductions, Realignment)	Adjusted Budgeted Revenue	1st Quarter Ending March 31	2nd Quarter Ending June 30	3rd Quarter Ending Sept. 30	4th Quarter Ending Dec. 31	Total	1st Quarter Ending March 31	2nd Quarter Ending June 30	3rd Quarter Ending Sept. 30	4th Quarter Ending Dec. 31	Total	Unutilized Budget	Unpaid Utilizations	
																Due and Demandable / Accounts Payable	Not Yet Due and Demandable
1	2	3	4	5=[3+(-)4]	6	7	8	9	10=(6+7+8+9)	11	12	13	14	15=(11+12+13+14)	16=(5-10)	17	18
Office	260410100000	20,000		20,000	2,000				2,000	2,000				2,000	(16,000)		
Other Maintenance and Operating Expenses	5029999000	212,250		212,250	50,200				50,200	50,200				50,200	(111,850)		
Other Maintenance and Operating Expenses	5029999099	212,250		212,250	50,200				50,200	50,200				50,200	(111,850)		
Other Executive Offices	260000000000	212,250		212,250	50,200				50,200	50,200				50,200	(111,850)		
Technical Education and Skills Development Authority	260410000000	212,250		212,250	50,200				50,200	50,200				50,200	(111,850)		
National Capital Region (NCR)		212,250		212,250	50,200				50,200	50,200				50,200	(111,850)		
Central Office	260410100000	212,250		212,250	50,200				50,200	50,200				50,200	(111,850)		
Capital Outlays		1,000,000		1,000,000	326,999.99				326,999.99	326,999.99				326,999.99	(346,000.02)		
Property, Plant and Equipment Outlay	5060400000	1,000,000		1,000,000	326,999.99				326,999.99	326,999.99				326,999.99	(346,000.02)		
Machinery and Equipment Outlay	5060405000	1,000,000		1,000,000	326,999.99				326,999.99	326,999.99				326,999.99	(346,000.02)		
Communication Equipment	5060405007	1,000,000		1,000,000	326,999.99				326,999.99	326,999.99				326,999.99	(346,000.02)		
Other Executive Offices	260000000000	1,000,000		1,000,000	326,999.99				326,999.99	326,999.99				326,999.99	(346,000.02)		
Technical Education and Skills Development Authority	260410000000	1,000,000		1,000,000	326,999.99				326,999.99	326,999.99				326,999.99	(346,000.02)		
National Capital Region (NCR)		1,000,000		1,000,000	326,999.99				326,999.99	326,999.99				326,999.99	(346,000.02)		
Central Office	260410100000	1,000,000		1,000,000	326,999.99				326,999.99	326,999.99				326,999.99	(346,000.02)		

Certified Correct:


 Agency Budget Officer


Date:

Certified Correct:


 Agency Chief Accountant


Date:

Recommended By:


 Director, FMS

Date:

Approved By:


 Head of Agency or Authorized Representative

Date:

This report was generated using the Unified Reporting System